



AL-HAFEEZ COLLEGE

New Building Salempur Road, Chakiya
More, Ara, Bhojpur, Bihar, Pin - 802301



**Examination form
(No Dues)
Process**

1. Go to the College official website

<https://alhafeezcollege.ac.in>



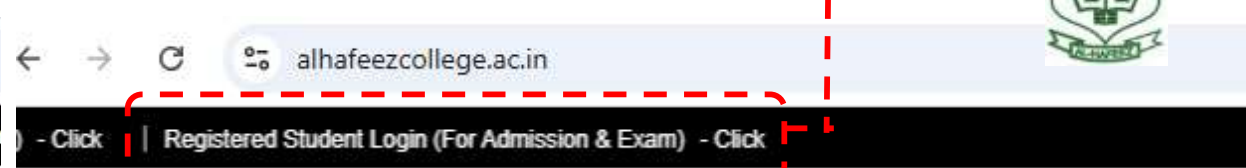
AL-HAFEEZ COLLEGE ARA, BIHAR
अल-हफीज कॉलेज आरा, बिहार

New Building Salempur Road, Chakiya More, Bhojpur, Bihar, Pin - 802301

Home About Us ▾ NAAC ▾ Administration ▾ Academics ▾ Stud



2. Click on **Registered Student Login**
(For Admission & Exam)



AL-HAFEEZ COLLEGE ARA, BIHAR
अल-हफीज कॉलेज आरा, बिहार

New Building Salempur Road, Chakiya More, Bhojpur, Bihar, Pin - 802301

Home About Us ▾ NAAC ▾ Administration ▾ Academics ▾



3. Insert your **Applicant Number and Password** 4. Click on **Log in**



**Note : REGISTERED APPLICANTS LOGIN HERE !.*

Application Number:*

Password:*

[Get Password?](#) [Admission Process](#) [Exam Nodues Portal](#)



cbcs.alhafeezcollege.org/studentdashboard/




ALFZ

AL-HAFEEZ COLLEGE

- Dashboard
- Application Form
- Admission
- Receipt

NEW महाविद्यालय में नामांकन सत्यापन की अंतिम तिथि 10/02/2026 तक है



Applicant No. [Redacted]
Name: [Redacted]
Applied Program: B.A(English)

Note.

सेमेस्टर 2 में नामांकन के लिए सेमेस्टर 1 के परीक्षा में उपस्थित होना अनिवार्य है।

ऑनलाइन नामांकन के बाद सत्यापन कराना अनिवार्य है अन्यथा परीक्षा फॉर्म भरने से वंचित रह जाएंगे।

VKSU Registration No: [Redacted] | Registration Card Download 📄

Leftout Student

Receipt

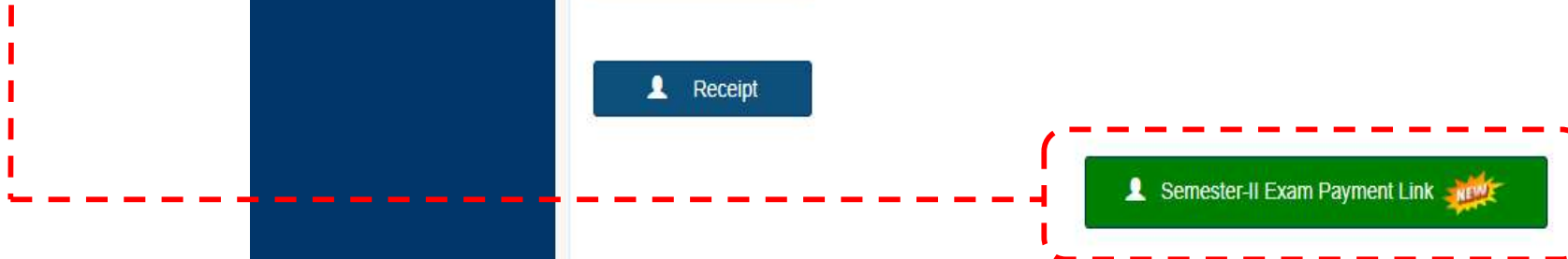
NEW Semester-II Exam Payment Link


Notice

PDF Semester-VI (2023-27) No Dues. Related Notice

PDF Semester-VI (2023-27) Exam Form Fill Notice

5. Click on Exam Payment Link





ALFZ

- Dashboard
- Application Form
- Admission
- Receipt

AL-HAFEEZ COLLEGE

👤 subject के checkbox को सिर्फ तभी चेक करें जब result Pramoted या Fail हो। अन्यथा checkbox unchecked रहे।

Note:

नोट -(1) छात्र/छात्रा परीक्षा अंक-पत्र को देखकर ही Exam Year और Total credit अंक को भरेंगे।

(2) Promoted छात्र/छात्रा जिस विषय में Promoted हैं, उस विषय का पेपर कोड को चयन करें।

Semester	Exam Year	Result Status	Total Credit	Action
Semester-I	Exam Year	Select	Grade 1	<input type="button" value="Save"/>
				Total Credit
				0

Save marks First then process

Follow all the step numbers:-

- 4 Insert University fee.
- 5 Please see Transaction number from university Examination payment form enter the transaction number.
- 6 Fill your MDC Subject as Admission Receipt
- 7 Please see Transaction date from university Examination payment form enter the Transaction date.
- 8 University Exam Payment Form Upload.
Match your details and click on Approved & Pay.

https://dbs.alhafeezcollege.org/examprocess

ALFZ

AL-HAFEEZ COLLEGE

Manage Student Session 2023-27 Semester-V

Exam Form

Step-4 insert Univ. fee.

Step-5 Please see Transaction Number from University Examination Payment Form. Enter the Transaction Number here

Applicant number: [Redacted]

Student Name: [Redacted]

Admitted Program: B.A Semester-V

Father Name: [Redacted]

MJC-V (Major Course): B.A(Psychology)

MIC-V (Minor Course): History

VAC-V (INT)(*):

University Registration No.(*): 2320

University Roll No.(*): 23207

Internship: [Dropdown]

छात्र एवं छात्रा College nodes करने से पहले VKSU EXAM FEE RECEIPT से विषयों को मिलान करते, उस के बाद ही महाविद्यालय को भुगतान करें।

College Payment Details:	College Nodues Fee:	Practical Fee	Total Fee
	800	150	950

University Payment Details:	University Fee*	Transaction No.*	Transaction Date*
	University Fee	Transaction No	dd-mm-yyyy

VKSU Exam Payment Receipt*: Upload Receipt (100kb-200kb)

Step-6 Please see Transaction Date from University Examination Payment Form. Enter the Transaction date here

Step-7 University Exam Payment Form Upload Here

Step-8 Match your details and click on Approve & Pay Here

Approved & Pay



Follow all the step numbers:-

9

Select the Payment method and make payment.

10

Take Printout of your receipt and submit at the college counter along with other required documents.

3f57eac5a558ff9bcac87e0278840159270ddb90b18a2e012e1c9834e2fccba8

The screenshot shows a payment gateway interface for Al-Hafeez College. The URL is <http://alhafeezcollege.org/>. The interface is in English. It features a 'Select Payment Method' section with options: Credit Card (1 Offer Available), Debit Card, UPI (1 Offer Available), NetBanking, and Wallets (3 Offer Available). A 'Coupons Available' section is also present. The 'Enter Card Details' section includes fields for Card Number, MM/YY, Card Holder Name, and CVV. A 'View All' link is visible next to the coupon section. The interface is powered by Easebuzz.